




# EUROtex III

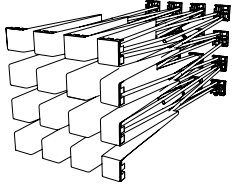
instruction manual



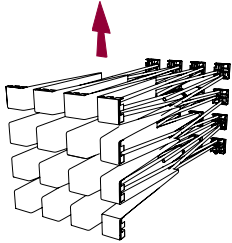
[www.eurostand.com](http://www.eurostand.com)

[p]art of perfect presentation

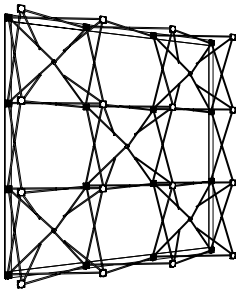
## EUROtex III



- Remove the structure from the packaging and place it on the floor, so that the rubber feet are on the floor and the textile panel is away from you.



- Hold the structure by the top bars and open to its full size.



- The self-locking system will fix and hold the structure itself.
- Once the structure is fully open you can attach the lights.
- Your presentation is ready.

## packaging



Flight bag for EUROtex III

**Note:**  
The systems are for internal use only!